

# EIKI

## EK-900LU

### WUXGA Large Class 3LCD Laser Projector



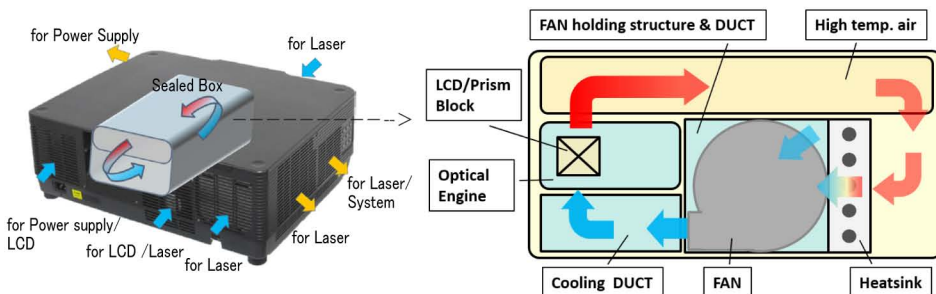
## Totally NEW and Innovative LCD Laser Projector

### Low Maintenance and Total Cost of Ownership

The 20,000 hour laser light source and filter-less design mean there are no lamps or filters to replace, reducing maintenance time and total cost of ownership.

### High Performance, Low Fan Noise


Newly designed cooling system with sealed optical engine, filter-less design and improve air flow provides high performance and low fan noise.



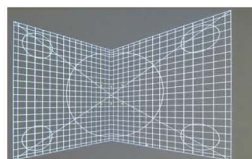
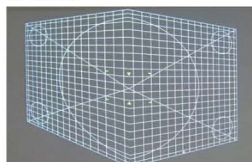
### Versatile Installation Capability

- 4 Corner Keystone Correction
- 6 Corner Keystone Correction
- 360° Free Orientation


<4-Corner>



<6-Corner>



<360 degrees free orientation>



### Recommended Applications



- Auditoriums
- Large Conference rooms
- Exhibitions / Events
- Museums / Galleries
- Theatres / Halls
- Houses of Worship
- Signage

## 9,000 Lumens\* WUXGA (1920 x 1200)

EIKI's 3LCD laser light source EK-900LU is a versatile, low maintenance, Large Venue projector.

This model offers high brightness and high color reproduction with the new 3LCD and laser light optical engine.

Newly designed cooling system with sealed optical engine and filter-less design provides high performance and low fan noise.

EK-900LU is a versatile installation projector with advanced keystone correction (4-corner, 6-corner), full 360° installation capability including portrait mode and a full suite of optional lenses.

### Key Features

- 20,000 hour Light Source Life
- 100,000 : 1 Contrast ratio
- 3LCD + Laser Optical Engine
- Supports 4K input
- Flexible Installation:
  - 360° free orientation
  - Portrait Projection mode
  - Pin / Barrel Correction
  - Lens Shift  
V: +50 ~ -10% H: +/- 20% (AH-EC21020)
  - Keystone Correction  
V/H: +/- 30°  
4 Corner, 6 Corner
- 5 Optional Lenses
- Sealed Optical Engine, no filter



\* Center Lumens

# EK-900LU

WUXGA Large Class LCD Laser Projector



## Specifications


Model	EK-900LU	
Display Type	0.76" 3LCD	
Resolution	WUXGA (1920 x 1200)	
Aspect Ratio	16:10	
Brightness	9,000 lm*	
Contrast Ratio	100,000:1	
Projection Light Source	Laser (Blue) + Phosphor	
Light Source Life	20,000 hours	
Image Diagonal	Depends on lens (See below table)	
Lens (F Value / Focal length)	Depends on lens (See below table)	
Zoom Ratio	Depends on lens (See below table)	
Throw Distance	Depends on lens (See below table)	
Throw Ratio	Depends on lens (See below table)	
Lens Shift (Motorized)	V: +50-10%, H: +/-20%	
Keystone Correction	V: +/-30 degrees, H: +/-30 degrees 4-Corner, 6-Corner	
Projection Elevation Adjustment	Up to 5 degrees	
Scanning Frequency	H Sync: 15 - 100 kHz V Sync: 48 - 85 Hz	
Dot Clock	160 MHz	
Input Signals - Computer	4K (3840 x 2160@30Hz) - VGA (640 x 480)	
Input Signals - Video	1080 i/p, 720 p, 576 i/p, 480 i/p	
Terminal	3G-SDI	BNC x 1
	HDBaseT	RJ45 x 1
	HDMI (Ver 1.4)	HDMI x 3 (IN/OUT)
	DVI-D	DVI-D x 1
	VGA	D-Sub 15 x 2 (IN/OUT)
	Audio	3.5mm mini jack x 2 (IN/OUT)
	USB	USB Type A x 1
	USB	USB Type B x 1 (for Service)
	LAN	RJ45 x 1
	RS-232C	D-sub 9 x 1
Remote Control	3.5mm Mini Jack x 2 (IN / OUT)	
Fan Noise (Eco / Normal)	27 dB / 34 dB	
Dimensions (W x H x D)	23.6 x 8.6 x 19.8" (600 x 218 x 503 mm)	
Weight	52.9 lb (24.0 kg) without lens	
Power Requirements	AC 100 - 240 V, 50/60 Hz	
Power Consumption	0.5 W in ECO Standby, up-to 630 W	
Thermal Dissipation	2,150 BTU	
Standard Accessories	AC Power Cord x 2 (U.S.A. & Euro), VGA cable x 1, Remote Control (with AA batteries x 2), Quick Start Guide, Safety Guide	

\* Center Lumens

## Dimensions




## Terminals



## Optional Lenses

Lens	AH-EC22030	AH-EC21020	AH-EC21030	AH-EC24010	AH-EC23030
Throw Ratio	0.79-1.11:1	1.3-3.02:1	1.46-2.95:1	2.99-5.93:1	4.59-7.02:1
Throw Distance (ft)	2.72-39.83	4.53-107.09	4.04-104.79	10.79-208.04	19.23-250.75
Zoom Ratio	x 1.4	x 2.3	x 2.0	x 2.0	x 1.52
Zoom / Focus Adjustment	Motorized	Motorized	Manual	Motorized	Manual
Screen Size	50"-500"	50"-500"	40"-500"	50"-500"	60"-500"
Lens Spec.	F=2.0-2.5 f=0.52-0.73"	F=1.7-2.0 f=0.86-1.96"	F=1.7-2.37 f=0.96-1.91"	F=2.2-2.6 f=1.96-3.93"	F=2.2-2.7 f=3.02-4.59"



## Eiki International, Inc.

22552 Avenida Empresa,  
Rancho Santa Margarita, CA 92688

Tel: 800-242-3454  
Email: usa@eiki.com  
Web: www.eiki.com

Specifications subject to change without notice.  
All other trademarks are the property of their respective trademark owners.